

SERIES 100



STANDARD

SUBMITTED FOR APPROVAL

Truck dock Dor-Seals shall be Standard Dor-Seal Series 100 Model _____ as manufactured by Chalfant Sewing Fabricators, Inc. 11525 Madison Avenue, Cleveland, Ohio 44102, to fit door opening _____" wide by _____" high. Base cover fabric shall be _____; and color of base fabric to be _____. Contact face fabric to be _____ contact face to be _____. Guide stripe shall be high visibility yellow orange full length standard length.

3-in-1 Guardian Dor-Seal System

- Patented anti-theft protection - Added security
- Foam Backing - Conforms to building wall irregularities
- Extra wood substructure - Strong, secure connection for installations

General Options

- Flame-retardent fabric Door numbers on unit (specify in notes)
- Inside wear face (vertical side pad inside chafe reinforcement) 4' 8'
- Bottom Draft Flaps 3" 6" Inside Front All
- Metal Hoods 10' 12' 14" Proj 18" Proj 24" Proj 36" Proj

Standard Construction Features Summary

- Beveled side pads to provide tight seal against truck and prevent weather, dust, bugs, exhaust fumes from entering building.
- High resilient premium grade polyurthane foam, bonded with high quality liquid adhesive to kiln dried wood, all are encased inside the dock seal fabric cover to protect it from abuse and the elements (optional 14 gauge galvanized steel backing also available).
- All pads are equipped with air vents to help minimize rupture, and drain holes equipped with brass grommet type drain holes to reduce moisture build-up.
- Wide variety of tested high quality fabrics available (see chart below)
- One (1) year Guarantee against manufacturing defects in material & workmanship from date of installation. *Excludes any failure caused by improper application, improper installation, damage caused by damaged trucks or trailers, overloading, abuse or negligence, are not covered by warranty.

Chalfant has pioneered, developed and provided the industry with quality loading dock equipment since 1940. Safe, affordable, reliable dock equipment for your application needs.



*SHOWN WITH OPTIONAL FULL LENGTH GUIDE STRIPE AND WEAR PLEATS

STOCK MODELS

- Model 130 for door opening 8'0" x 8'0", 10" projection, color - black
- Model 130 for door opening 8'0" x 9'0", 20" projection, color - black

Consistent with our policy of continuing product improvement, we reserve the right to change these specifications without notice or obligation.

Select Base Face Fabric And Unit Color:

- | | | | | | | |
|--------------------------------------|--------------------------------------|--|--|---|---|--|
| <input type="checkbox"/> 22 oz Vinyl | <input type="checkbox"/> 40 oz Vinyl | <input type="checkbox"/> 16 oz Hypalon | <input type="checkbox"/> 40 oz Hypalon | <input type="checkbox"/> 16 oz Neoprene | <input type="checkbox"/> 40 oz Neoprene | <input type="checkbox"/> High-Tear Resistant Guardian 60 |
| <input type="checkbox"/> Black | <input type="checkbox"/> Black | <input type="checkbox"/> Black | <input type="checkbox"/> Black | <input type="checkbox"/> Black | <input type="checkbox"/> Black | <input type="checkbox"/> Black |
| <input type="checkbox"/> Blue | <input type="checkbox"/> Blue | <input type="checkbox"/> Blue | <input type="checkbox"/> Tan | | | |
| <input type="checkbox"/> Tan | <input type="checkbox"/> Tan | <input type="checkbox"/> Green | <input type="checkbox"/> Brown | | | |
| <input type="checkbox"/> Green | <input type="checkbox"/> Brown | <input type="checkbox"/> Brown | | | | |
| <input type="checkbox"/> Brown | | | | | | |

Note: See Main Catalog For Actual Colors. Samples Of Materterials Are Available Upon Request Consult Factory For Other Available Colors.

Select Contact Face:

- Wear Face
- Guardian Face
- Guardian Pleat GP4
- Guardian Pleat GP8
- Guardian Pleat GP16



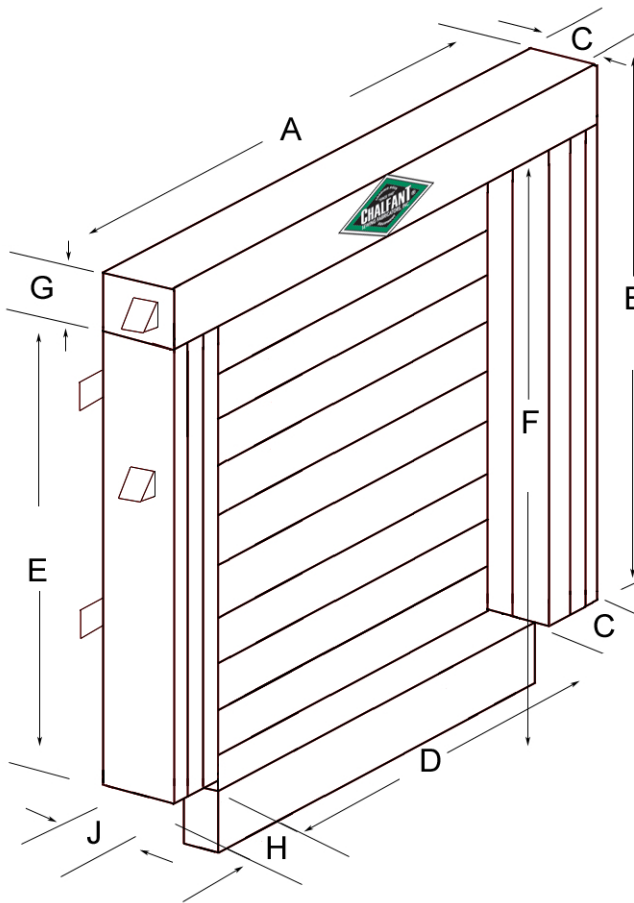
Select Contact Fabric:

- 22 oz Vinyl
- 40 oz Vinyl
- 16 oz Hypalon
- 40 oz Hypalon
- 16 oz Neoprene
- 40 oz Neoprene
- High-Tear Resistant Guardian 60

SERIES 100



STANDARD



General Information

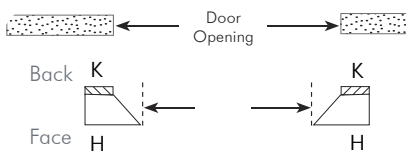
Model: _____ Color: _____
 Door Width (A): _____ Door Height (B): _____
 Number of Units: _____ Base Fabric: _____
 Contact Material: _____ Contact Face Type: _____
 Inside Wear Face: _____ Flame-Retardant Fabric
 Guide Stripe: Yellow Orange
 Full Length Standard Length
 Dock Height (D): _____ Dock Bumper Projection: _____
 Plus Wall Set Back: _____ Total (F): _____
 Approach: % of Incline _____ Bumper Projection _____
 % of Decline _____ Bumper Projection _____
 Level Drive Approach Bumper Projection _____
 Distance Between Doors: _____ Between Units: _____
 Clearance Above Doors: _____ Above Units: _____

Standard Seal Information

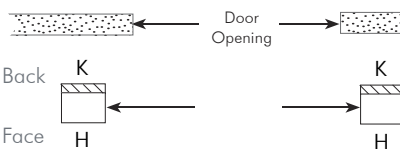
Overall Pad Length (E): _____
 Head Pad Height (G): _____
 Side Pad Dimensions: Face (H): _____ Back (K): _____
 Unit Projection: Top (C) _____ Bottom (J) _____
 Bottom Draft Flaps: 3" 6" Inside Front All
 Mounting Brackets: Flats & Angles 1.5" Offset
 Offset Amount _____
 Front of Seal Opening: Width (D) _____ Height (E) _____
 Overall Outside Dimensions: Width (A) _____ Height (B) _____

SPECIFY DOCK SEAL PAD TYPE & MOUNTING

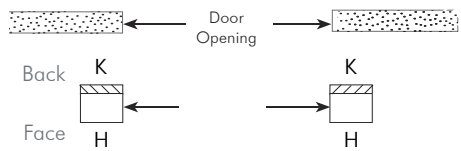
Type A - Bevel Pad Flush Mount



Type B - Rectangular Pad, Off-Set Mount



Type C - Rectangular Pad, Flush Mount



MODEL: _____ QUANTITY: _____
 CUSTOMER: _____
 SIGNATURE APPROVED BY: _____
 PROJECT: _____ Order # _____
 ADDRESS: _____
 CITY: _____ STATE: _____
 ARCHITECT: _____
 GENERAL CONTRACTOR: _____



"Quality Made, Built To Last"

11525 MADISON AVENUE
 CLEVELAND, OH 44102-2325
 TEL: 216-521-7922 FAX: 216-521-6854
 VISIT US ON THE WEB: www.ChalfantUSA.com